

# Coaxial Cable

With two layer braiding



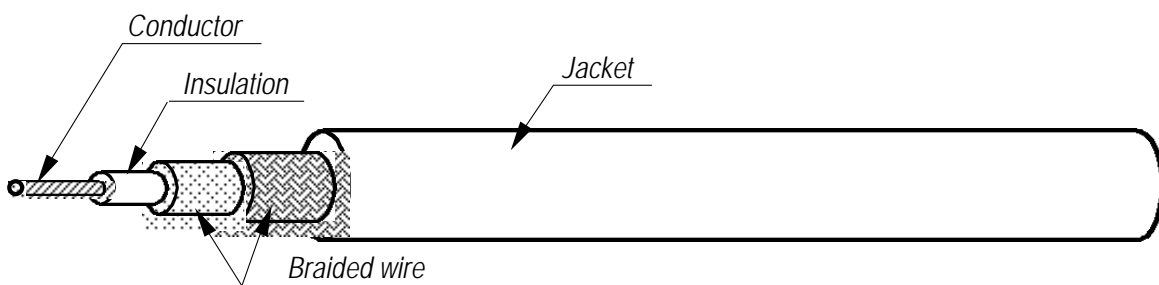
## Features :

- Solid, Stranded bare annealed copper.
- Polyethylene insulated.
- Overall bare copper braid shield.
- Colour-coded PVC jacketed.

## Application :

- For internal wiring and connection of high frequency equipment.

## Construction and Characteristics :



Type	Conductor		Insulation		Braided		Jacket		Packing Length per roll
	Strand (No/mm)	Material	Nom. O.D (mm)	Material	Diameter (mm)	Material	Nom. O.D (mm)	Material	
1.5D-2W	7/0.18	B.C	1.60	P.E	0.10	B.C	3.40	P.V.C	1000ft (305M)
3D-2W	7/0.32	B.C	3.00	P.E	0.12	B.C	6.40	P.V.C	
5D-2W	1/1.40	B.C	4.80	P.E	0.14	B.C	8.00	P.V.C	
3C-2W	1/0.50	B.C	3.10	P.E	0.14	B.C	6.60	P.V.C	
5C-2W	1/0.80	B.C	4.90	P.E	0.14	B.C	8.30	P.V.C	

Type	Capacitance pF/M	Impedance <b>W</b>	Nominal Attenuation dB/km			Velocity of Propagation %
			10 MHz	30 MHz	200 MHz	
1.5D-2W	104	50	85	150	410	67
3D-2W	100	50	47	82	230	67
5D-2W	100	50	27	54	145	67
3C-2W	67	75	42	73	194	67
5C-2W	67	75	27	47	159	67

Remark : B.C - Bare copper      P.E - Polyethylene      PVC - Polyvinyl chloride  
 C.W - Copper cold steel

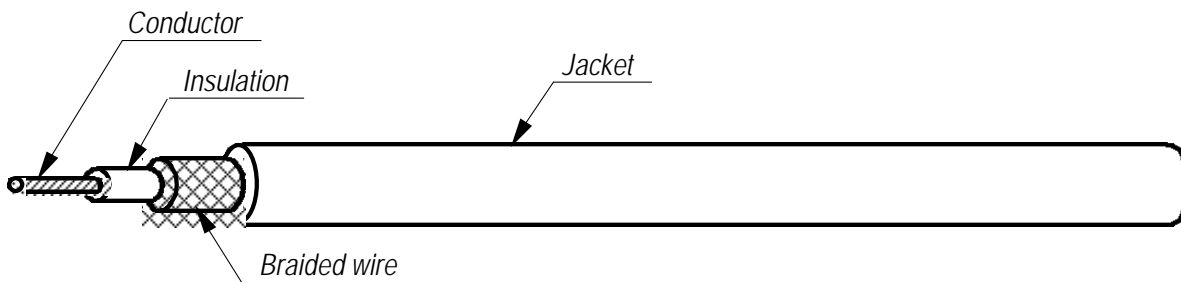
## Features :

- Bare/Tinned annealed , copper cold steel conductor.
- Polyethylene or Foamed Polyethylene insulated.
- Overall tinned or bare copper braid shield.
- Colour-coded PVC jacketed.

## Application :

- For internal wiring and connection of high frequency equipment.

## Construction and Characteristics :



Type	Conductor		Insulation		Braided		Jacket		Packing Length per roll
	Strand (No/mm)	Material	Nom. O.D (mm)	Material	Coverage (%)	Material	Nom. O.D (mm)	Material	
RG6/U	1/1.020	B.C	4.57	F.P.E	75	T.C	6.90	PVC	1000ft (305M)
RG11/U	1/1.630	B.C	7.24	F.P.E	75	T.C	10.30	PVC	
RG11/U	7/0.404	T.C	7.24	P.E	95	B.C	10.30	PVC	
RG58A/U	19/0.18	T.C	2.95	P.E	95	T.C	4.95	PVC	
RG58C/U	19/0.18	T.C	2.95	P.E	95	T.C	4.95	NC-PVC	
RG59/U	7/0.254	B.C	3.71	F.P.E	95	B.C	6.15	PVC	
RG59/U	1/0.643	C.W	3.71	P.E	95	B.C	6.15	PVC	
RG59/U	1/0.813	B.C	3.71	F.P.E	95	B.C	6.15	PVC	
RG59B/U	1/0.584	C.W	3.71	P.E	95	B.C	6.15	NC-PVC	
RG213/U	7/0.752	B.C	7.24	P.E	95	B.C	10.30	NC-PVC	

Type	Capacitance pF/M	Impedance <b>W</b>	Nominal Attenuation dB/km						Velocity of Propagation %
			1 MHz	10 MHz	30 MHz	100 MHz	200 MHz	2000 MHz	
RG6/U	55	75	7.9	27	48	94	135	550	83
RG11/U	57	75	6.0	12	33	49	72	450	83
RG11/U	67	75	6.0	20	36	72	110	460	67
RG58A/U	102	50	14	48	81	160	230	900	67
RG58C/U	102	50	14	48	81	160	230	900	67
RG59/U	57	75	11	30	55	98	149	700	83
RG59/U	69	73	14	33	60	120	170	750	67
RG59/U	57	75	11	30	55	98	148	700	83
RG59B/U	67	75	14	34	62	120	175	760	67
RG213/U	98	50	5.6	20	36	70	105	460	67

Remark : B.C - Bare copper      C.W - Copper cold steel      T.C - Tinned copper      P.E - Polyethylene  
 F.P.E - Foamed polyethylene      NC-PVC - Non contaminating polyvinyl chloride

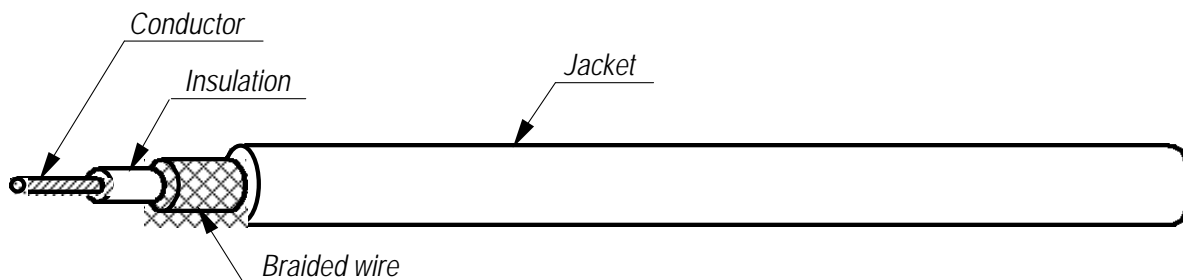
### Features :

- Bare, copper cold steel conductor.
- Polyethylene insulated.
- Overall bare copper braid shield.
- Colour-coded PVC jacketed.

### Application :

- For internal wiring and connection of high frequency equipment.

### Construction and Characteristics :



Type	Conductor		Insulation		Braided		Jacket		Packing Length per roll
	Strand (No/mm)	Material	Nom. O.D (mm)	Material	Diameter (mm)	Material	Nom. O.D (mm)	Material	
0.8D-2V	1/0.26	C.W	0.80	P.E	0.10	B.C	2.00	P.V.C	1000ft (305M)
1.5D-2V	7/0.18	B.C	1.60	P.E	0.10	B.C	2.90	P.V.C	
2.5D-2V	1/0.80	B.C	2.70	P.E	0.12	B.C	4.30	P.V.C	
3D-2V	7/0.32	B.C	3.00	P.E	0.14	B.C	5.30	P.V.C	
5D-2V	1/1.40	B.C	4.80	P.E	0.14	B.C	7.30	P.V.C	
8D-2V	7/0.80	B.C	7.80	P.E	0.18	B.C	11.10	P.V.C	

Type	Capacitance pF/M	Impedance <b>W</b>	Nominal Attenuation dB/km			Velocity of Propagation %
			10 MHz	30 MHz	200 MHz	
0.8D-2V	102	50	180	280	-	67
1.5D-2V	104	50	85	150	410	67
2.5D-2V	100	50	45	80	225	67
3D-2V	100	50	47	82	230	67
5D-2V	100	50	27	54	145	67
8D-2V	100	50	20	35	95	67

Remark : B.C - Bare copper      P.E - Polyethylene      PVC - Polyvinyl chloride  
 C.W - Copper cold steel

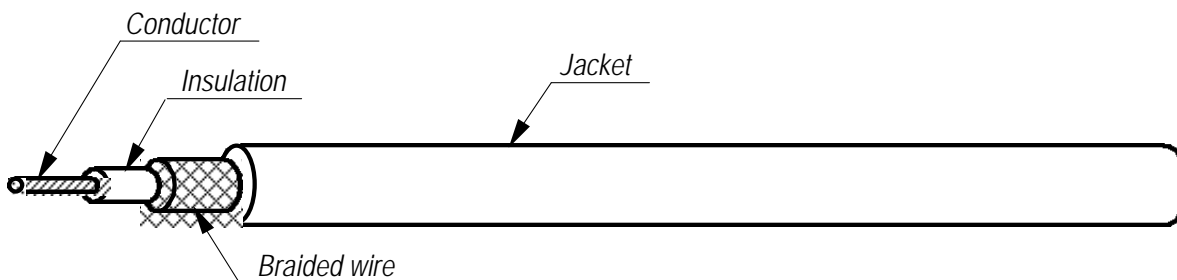
### Features :

- Bare, copper cald steel conductor.
- Polyethylene insulated.
- Overall bare copper braid shield.
- Colour-coded PVC jacketed.

### Application :

- For internal wiring and connection of high frequency equipment.

### Construction and Characteristics :



Type	Conductor		Insulation		Braided		Jacket		Packing Length per roll
	Strand (No/mm)	Material	Nom. O.D (mm)	Material	Diameter (mm)	Material	Nom. O.D (mm)	Material	
1.5C-2V	1/0.26	C.W	1.60	P.E	0.10	B.C	2.90	P.V.C	1000ft (305M)
2.5C-2V	1/0.40	B.C	2.40	P.E	0.12	B.C	4.00	P.V.C	
3C-2V	1/0.50	B.C	3.10	P.E	0.14	B.C	5.40	P.V.C	
5C-2V	1/0.80	B.C	4.90	P.E	0.14	B.C	7.40	P.V.C	
7C-2V	7/0.40	B.C	7.30	P.E	0.18	B.C	10.40	P.V.C	
10C-2V	7/0.50	B.C	9.40	P.E	0.20	B.C	13.00	P.V.C	

Type	Capacitance pF/M	Impedance <b>W</b>	Nominal Attenuation dB/km			Velocity of Propagation %
			10 MHz	30 MHz	200 MHz	
1.5C-2V	69	75	96	139	393	67
2.5C-2V	69	75	52	90	251	67
3C-2V	67	75	42	73	194	67
5C-2V	67	75	27	47	126	67
7C-2V	67	75	22	38	106	67
10C-2V	67	75	18	31	86	67

Remark : B.C - Bare copper      P.E - Polyethylene      PVC - Polyvinyl chloride  
 C.W - Copper cald steel



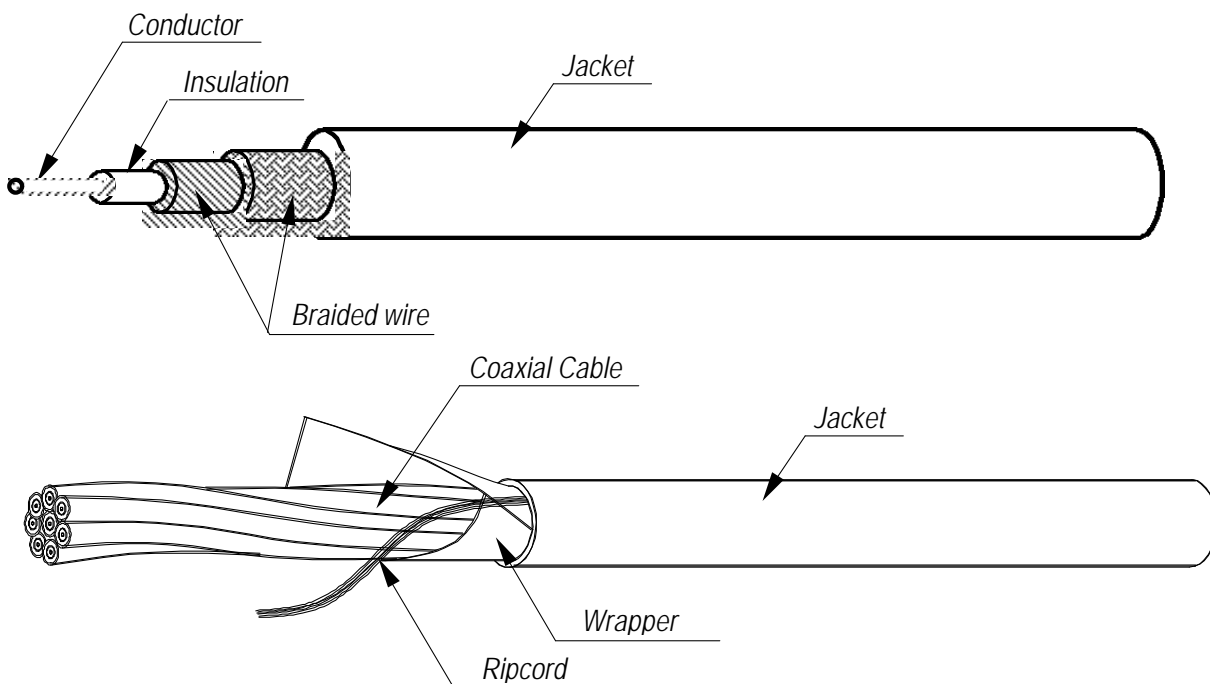
### Features :

- Solid bare annealed copper.
- Solid Polyethylene insulated.
- Overall tinned copper braid shield.
- Colour-coded PVC jacketed.

### Application :

- For internal wiring and connection of high frequency equipment.

### Construction and Characteristics :



No. of cores	Conductor		Insulation		Braided		Jacket ( P.V.C )		Packing Length
	Strand (No/mm)	Material	Nom. O.D (mm)	Material	Diameter (mm)	Material	Inner O.D (mm)	Outer O.D (mm)	
1	1/0.31	B.C	1.85	P.E	0.10	T.C	3.55	-	250m/Roll
8	1/0.31	B.C	1.85	P.E	0.10	T.C	3.55	13.40	250m/Drum
16	1/0.31	B.C	1.85	P.E	0.10	T.C	3.55	18.70	

Impedance	75 ± 5 <b>W</b>
Conductor Resistance	230 <b>W</b> / Km at 20°C
Insulation Resistance	20G <b>W</b> / Km at 20°C
Mutual Capacitance	66pF / Km nominal
Dielectric Strength	1000Vdc / 1 minute
Attenuation	2.1dB / 100m at 1MHz

Remark : T.C - Tinned copper      P.E - Polyethylene      PVC - Polyvinyl chloride  
 B.C - Bare copper



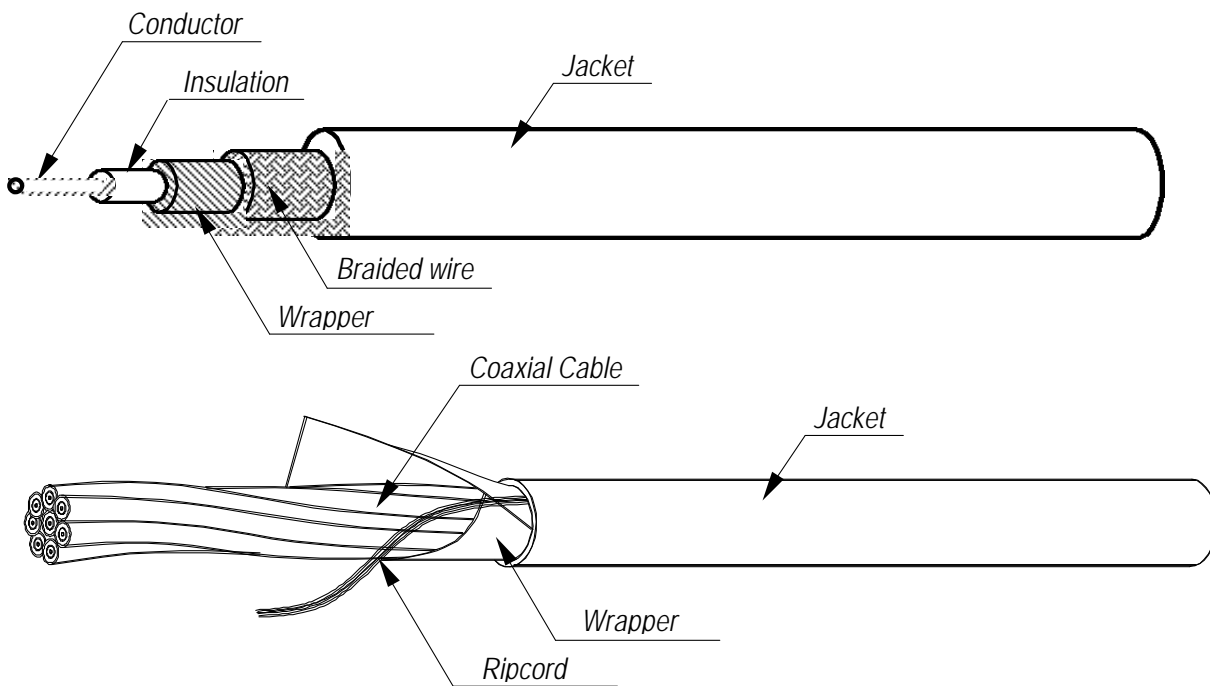
### Features :

- Solid tinned annealed copper.
- Foamed Polyethylene insulated.
- Overall bare copper braid shield.
- Colour-coded PVC jacketed.

### Application :

- For internal wiring and connection of high frequency equipment.

### Construction and Characteristics :



No. of cores	Conductor		Insulation		Braided		Jacket (P.V.C)		Packing Length
	Strand (No/mm)	Material	Nom. O.D (mm)	Material	Diameter (mm)	Material	Inner O.D (mm)	Outer O.D (mm)	
1	1/0.40	T.C	1.90	F.P.E	0.10	B.C	3.08	-	250m/Roll
8	1/0.40	T.C	1.90	F.P.E	0.10	B.C	3.08	11.75	250m/Drum
16	1/0.40	T.C	1.90	F.P.E	0.10	B.C	3.08	16.00	
21	1/0.40	T.C	1.90	F.P.E	0.10	B.C	3.08	18.40	

Impedance	75 ± 5 W
Conductor Resistance	145 W / Km at 20°C
Insulation Resistance	10G W / Km at 20°C
Mutual Capacitance	60pF / Km nominal
Dielectric Strength	1000Vdc / 1 minute
Attenuation	2.0dB / 100m at 1MHz

Remark : T.C - Tinned copper

F.P.E - Foamed Polyethylene

PVC - Polyvinyl chloride

# ST 214 Coaxial Cable



**SUPERCOMAL**

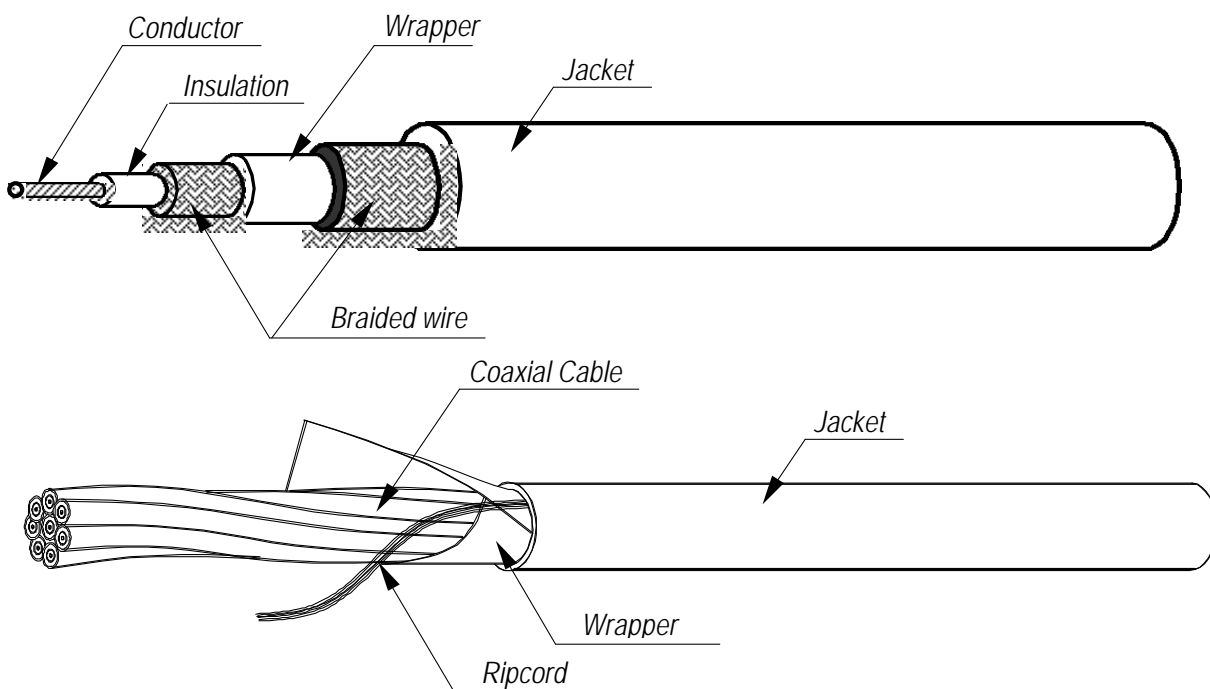
## Features :

- Solid tinned annealed copper.
- Foamed Polyethylene insulated.
- Foil with Al-mylar Tape
- Overall bare copper braid shield.
- Colour-coded PVC jacketed.

## Application :

- For internal wiring and connection of high frequency equipment.

## Construction and Characteristics :



No. of cores	Conductor		Insulation		Braided		Jacket (P.V.C)		Packing Length
	Strand (No/mm)	Material	Nom. O.D (mm)	Material	Diameter (mm)	Material	Inner O.D (mm)	Outer O.D (mm)	
1	1/0.81	T.C	3.71	F.P.E	0.10	B.C	5.78	-	200m/Roll
8	1/0.81	T.C	3.71	F.P.E	0.10	B.C	5.78	20.50	250m/Drum

Impedance	75 ± 5 W
Conductor Resistance	37 W / Km at 20°C
Insulation Resistance	10G W / Km at 20°C
Mutual Capacitance	60pF / Km nominal
Dielectric Strength	2000Vdc / 1 minute

Remark : T.C - Tinned copper      F.P.E - Foamed Polyethylene      PVC - Polyvinyl chloride